
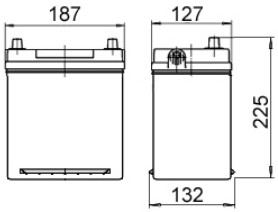

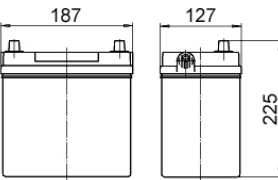

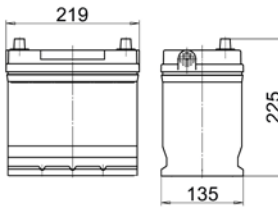

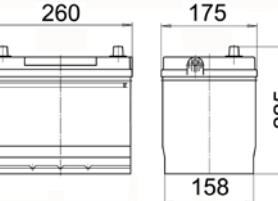

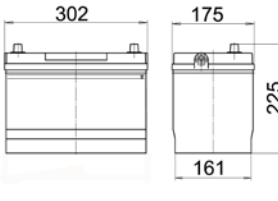


Fotografia della Batteria	Tipologia Codice	Tensione	Capacità	Attitudine all'Avviamento EN	Pallettizzazione Num.batterie/NumFile "E" Estero - "I" Italia	Fissaggio	Polarità	Peso (± 0,5Kg)	Schema dimensionale
 Tipo E1 Poli piccoli	E1-DX 540 008 033	12V	40Ah	330A	E: 96/3 I: 108/3	B01 Korean	0	10,2	
 Tipo E1 Poli piccoli	E1-SX 540 008 033	12V	40Ah	330A	E: 96/3 I: 108/3	B00	1	10,2	
 Tipo E2	E2-DX 545 008 033	12V	45Ah	330A	E:80/3 I:100/4	B01	0	12,0	
E2-SX 545 008 033	12V	45Ah	330A	E:80/3 I:100/4	B01	1	12,0		
E2-DX 555 009 042	12V	55Ah	420A	E:80/3 I:100/4	B01	0	12,8		
E2-SX 555 009 042	12V	55Ah	420A	E:80/3 I:100/4	B01	1	12,8		
 Tipo 80Ah ASIA	80ASIA-DX 580 012 060	12V	80Ah	600A	E-I: 51/3	B01	0	18,5	
80ASIA-SX 580 012 060	12V	80Ah	600A	E-I: 51/3	B01	1	18,5		
 Tipo 100Ah ASIA	100ASIA-DX 600 014 072	12V	100Ah	720A	E-I: 42/3	B00	0	23,5	
100ASIA-SX 600 014 072	12V	100Ah	720A	E-I: 42/3	B00	1	23,5		